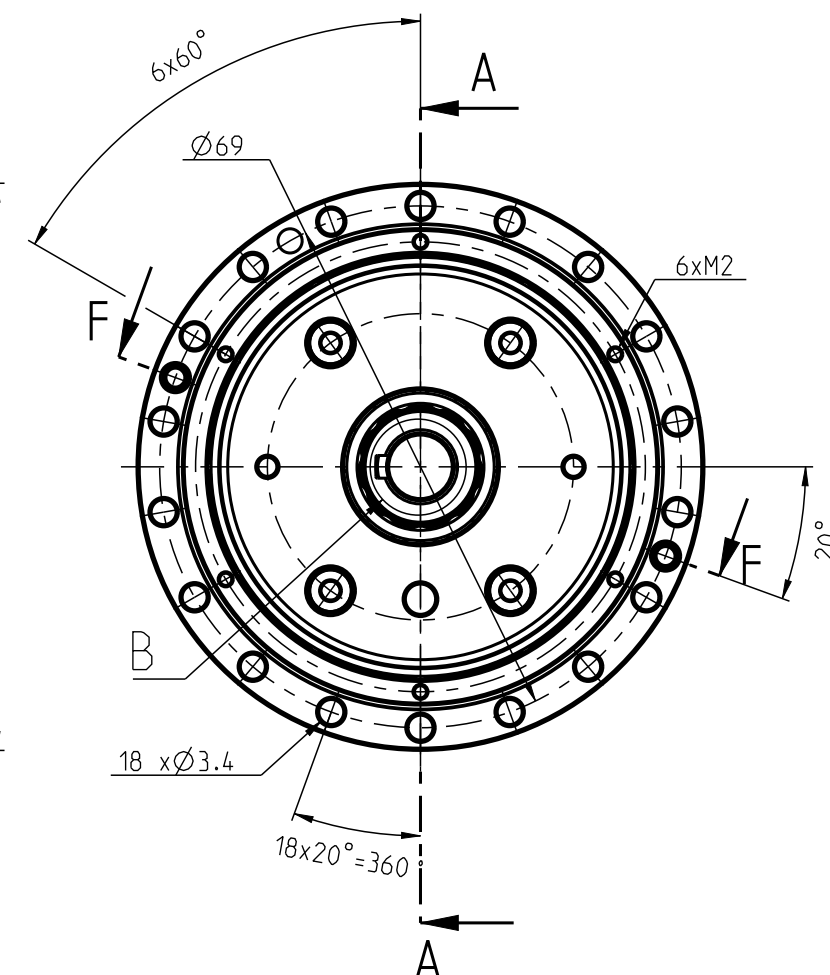
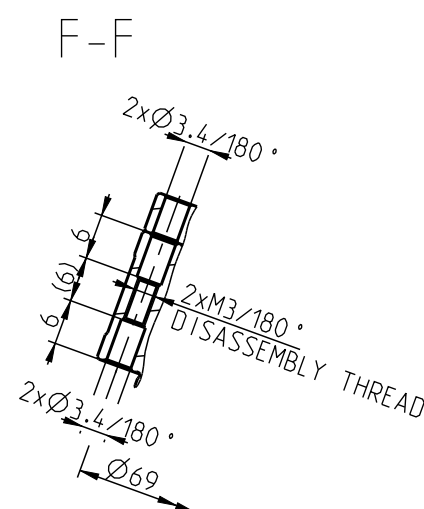
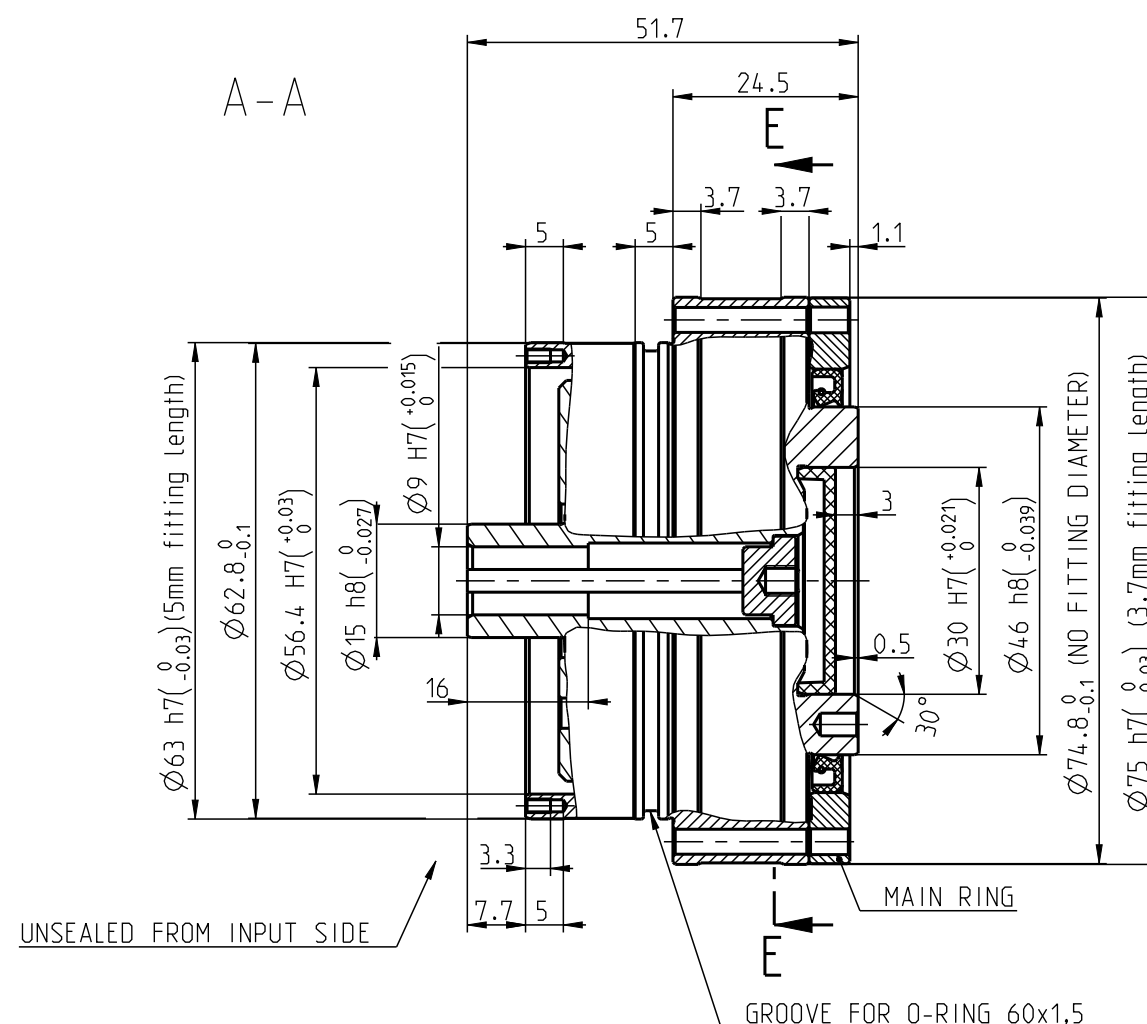
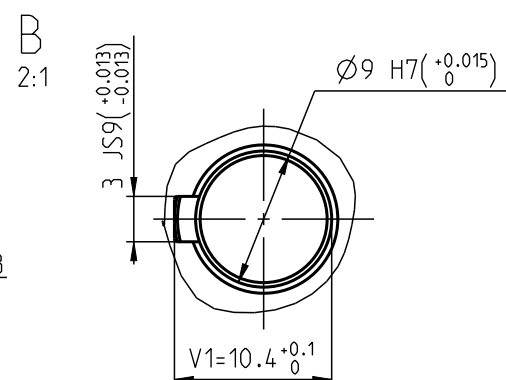
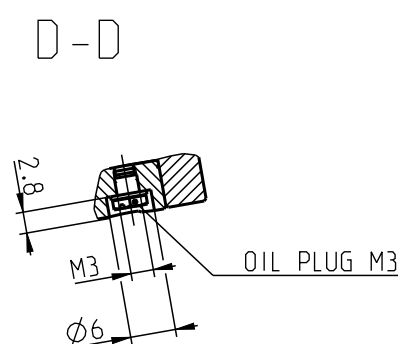
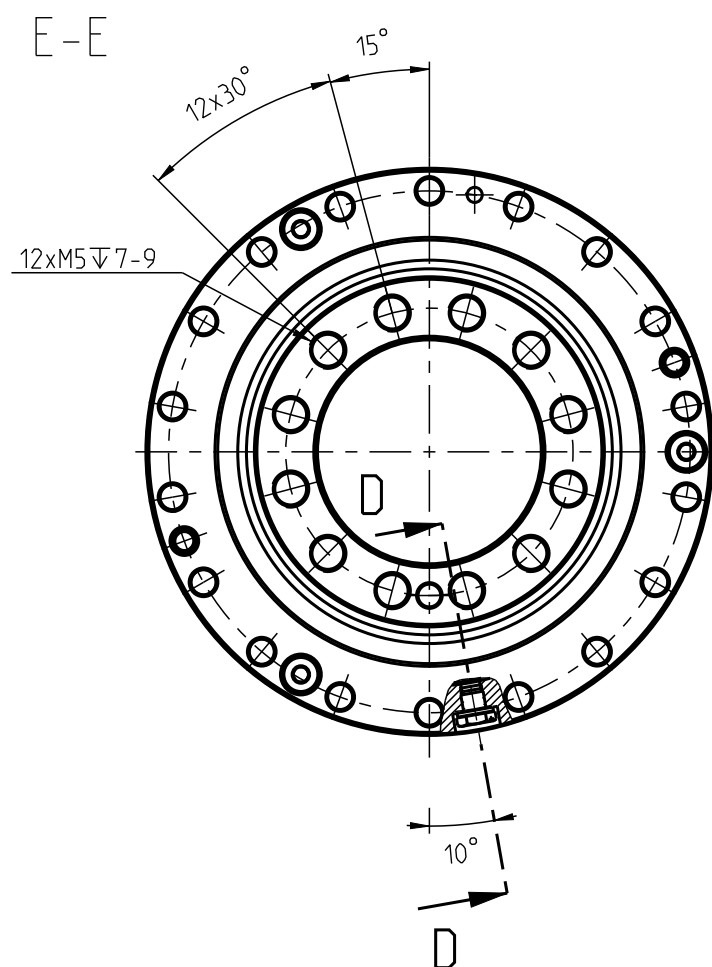


For this drawing we reserve all rights. Without our permission it may neither be copied nor made accessible to third persons. All patent trademarks and other right in this drawing and are expressly reserved by SPINEA Ltd.

VERTRAULICH / CONFIDENTIAL



*	Hriadelova Zátka/ Shaft Plug	Zátka/ Plug	Note/ Poznamka
A	So zalkou/ With plug	So zalkou/ With plug	Standard
B	So zalkou/ With plug	Bez zátky/ Without plug	Na požiadanie/ On request
C	Bez zátky/ Without plug	So zalkou/ With plug	Na požiadanie/ On request
D	Bez zátky/ Without plug	Bez zátky/ Without plug	Na požiadanie/ On request

Note:
- MAIN RING MUST BE FIXED IN OPERATION WITH
18pcs of SCREW M3 St 12.9, TIGHTENING TORQUE 2.2Nm
- Unsealed space, see assembly manual in catalogue TS G

RECOMENDATION FOR SEALING MOTOR FLANGE:

- recommended tolerance for fitting diameter ($\phi 56.4$ $^{+0.03}_{-0.06}$)

CONFIDENTIAL
HANDLING, STORAGE AND / OR OPERATION OF ANY SPINEA GEAR REDUCER OR ACTUATOR
HAS TO COMPLY WITH THE CONDITIONS AND REQUIREMENTS SET FORTH IN
SPINEA PRODUCT CATALOGUE AND THE RESPECTIVE USER MANUAL (WARRANTY CONDITION).

Vers/Revs	Change	Date	Signature
-/xc	Change: K22-0408	10-May-22	Zakarovsky
-/xb	Change: K21-0167	31-Mar-21	Jackovic
Material	-		
Semi-Product	-		Pieces -
Attachment		Techn.Prepared	
Design Prepared	Cesar	20-Oct-16	Techn.Checked
Design Checked	Klucar		Confirmed
Manuf.Checked		Valid From	

#	i	Poznamka/ Note
A	41	Standard
C	75	Standard
D	63	Standard

TS 75-i-G-P9-0438*



Undimensioned Edges = 0.3x45°, Rounding R0.3
General Tolerances - STN EN 22768-mK

Weight [kg]	0.944	Scale	1:1
Model Name/ Vers.	075_000G_P9_0438_P/ -.7	Position	-
Drawing Name/Vers.	075_000G_P9_0438_P/ -.4		
Sheet/Sheets	1/1	ARTIKEL	390751-#00#
0-438 P*0 #00-3			-/c
Description	Type	Drawing-No	Vers/Revs